

# LINEAR BASIC SQUARES

## TECHNICAL DATA SHEET

revestech®

### Description

**BASIC** drain kit with stainless steel perforated grid and square finished. Siphonic drain (convertible to non-siphonic) for built-in showers with 50 mm horizontal outlet and reduction to 4 mm, includes **DRY40** waterproofing membrane (25cm x 25 cm) heat-sealed onto it. Ensuring the total tightness at the most critical point. It also contains an extra piece of **DRY40** membrane (1.5 x 2 m) to waterproof the rest of the shower.

For additional information about membrane, go to **DRY40** membrane technical data sheet.

### Component

1. Drain.
2. **DRY40** waterproofing membrane heat sealed to the BASIC drain.
3. Protection cover.
4. Hair catcher.
5. Plastic supports for grid.
6. Adapter.
7. Reducer 50/40.
8. Canaleta.
9. Stainless steel grid squares finished.
10. **DRY40** membrane piece of 1,5 m x 2 m.




### BASIC DRAIN

Features	Test Method	Unit	Value
Height		mm	60
Outlet			Horizontal
Output diameter		mm	40/50H
Flow rate		l/s	0,60
Effects of chemical products	Stable with products normally used with ceramic tiles, cleaning and maintenance.		
Colour	Grey		
Composition of drain waste and top ring	ABS		

### Union membrane / waste: heat sealed

### MEMBRANE **DRY40** CE Marked EN 13956:2012

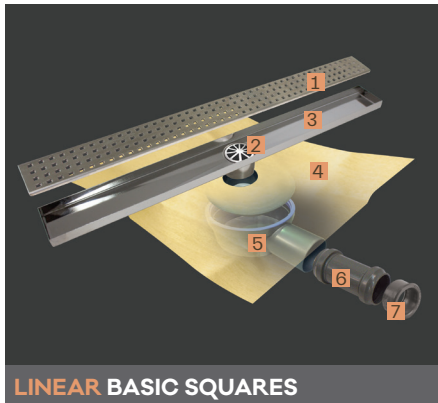
Reference	Description	Membrane
544017921	DRY40 300	Roll of 1 x 30 m (30m <sup>2</sup> )
544017938	DRY40 50	Roll of 1 x 5 m (5m <sup>2</sup> )



0,48 mm 290 g/m<sup>2</sup>

Flexible membrane for waterproofing walk-in shower trays, walls and floors that is adhered with a thin layer of tile adhesive. Our **DRY40** membrane is 100% waterproof and solves humidity problems that occur in other types of less reliable applications, such as rubber paint or waterproof cement. Each of our walk-in shower waterproofing kits has **DRY40** membrane heat sealed to the drain, to ensure watertightness at the most critical point.

responsible  
waterproofing




## LINEAR BASIC SQUARES

Channel kit with linear grating (6.2 cm wide) height outlet and waterproof membrane **DRY40** heat sealed to the BASIC drain.

### INCLUDES:

**DRY40** waterproofing membrane piece 1,5 x 2 m (3 m<sup>2</sup>) + cleaning key +  
 1. Grid 2. Hair catcher 3. Channel  
 4. Heat sealed membrane  
 5. Drain 6. Adapter 7. Reducer

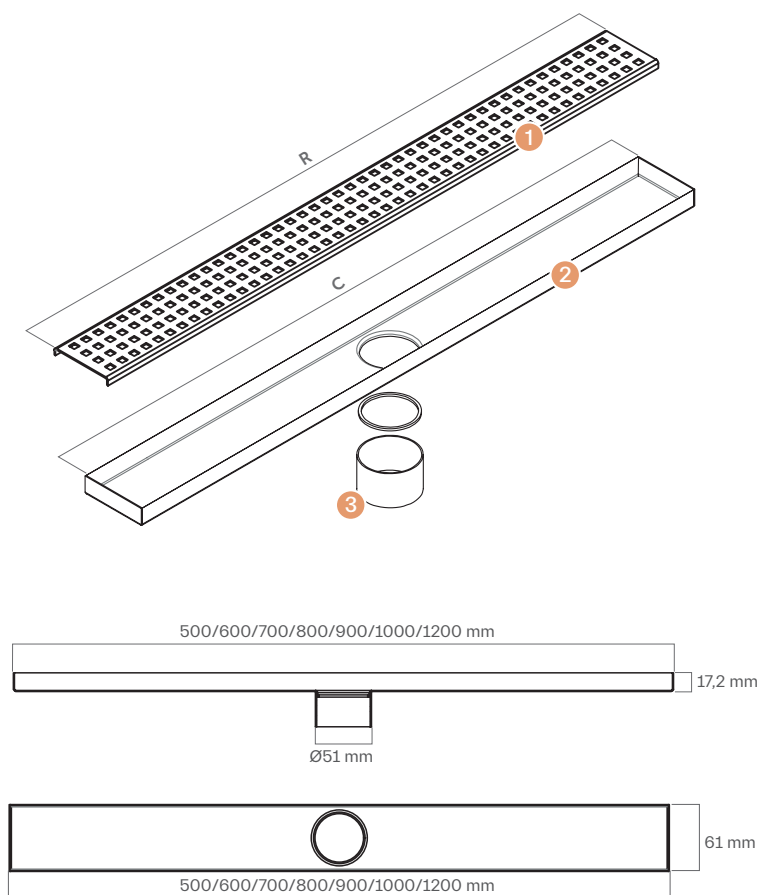
Total height (drain+grate)  
77,2 mm.



## GRATE AND CHANNEL

Features	Test Method	Unit	Value
Grid measures		mm	Check drawings bellow
Effects of chemical products	Stable with products normally used with ceramic tiles, cleaning and maintenance.		
Composition	Acerinox: austenitic stainless steel with Cr-Ni coded ACX.		
Colour	Grey		

## Measures

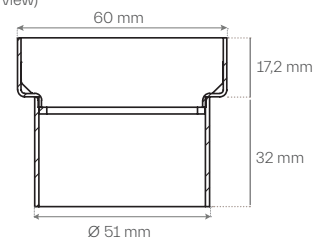


### 1 and 2 Linear BASIC SQUARES

Descrição	Comp. R	Comp. C
LINEAR BASIC SQUARES 60	598 mm	600 mm
LINEAR BASIC SQUARES 70	698 mm	700 mm
LINEAR BASIC SQUARES 80	798 mm	800 mm
LINEAR BASIC SQUARES 90	898 mm	900 mm
LINEAR BASIC SQUARES 100	998 mm	1000 mm
LINEAR BASIC SQUARES 120	1198 mm	1200 mm


### 3 Channel base

(sectional view)



### Grate squares

(sectional view)



reVestech®  
C/La Rioja,4  
03006  
Alicante  
Spain

responsible  
waterproofing